

# ENERGY EFFICIENCY

Electric motors and Power Drive Systems

 **Bonfiglioli**



# ENERGY AND ENVIRONMENTAL POLICY

## THE ADVENT OF THE CULTURE OF ENERGY REDUCTION

Since the end of the second millennium, there has always been great interest in improving the energy efficiency of energy-using devices in European countries. Over the years, the topic of energy savings has become widespread and is growing globally, starting from the industrial sector all the way to the most varied domestic appliances. It's easy to understand the impact that energy consumption and optimization have on industrial growth, structural changes, lifestyle improvements and, simply put, on energy prices.

Initially implemented by individual countries as an attempt to reduce energy consumption, energy efficiency standards and labeling have become a global topic with several international agencies involved. In addition, some countries have formed sub-groups to harmonize their testing and energy efficiency standards (e.g. Australia/New Zealand and Canada/Mexico/USA).

Energy-efficiency labels and standards can be applied to any product that consumes energy, directly or indirectly, as it provides its services.

Energy efficiency standards can be either mandatory or voluntary; they can be in the form of minimum allowable energy efficiency or a maximum allowable energy use.

## THE IMPACT OF ELECTRIC MOTORS ON ELECTRIC CONSUMPTION

According to the U.S. Department of Energy (DOE), electric motors are responsible for half the energy used in the U.S. manufacturing sector, and the International Energy Agency (IEA) estimates that electric motor-driven systems account for more than 40 percent of global electricity consumption.

To promote energy savings, increase efficiency, and reduce operating costs for manufacturing operations, many countries and regions around the world have established minimum efficiency performance standards (MEPS) for motors used in industrial, commercial, and residential applications. The ability to establish and enforce MEPS, however, depends on a standardized testing and classification system for motor efficiency.

## MINIMUM ENERGY PERFORMANCE STANDARDS (MEPS)

Sometimes also referred to as Minimum Energy Efficiency Requirements (MEER), they are regulatory measures applied in a certain country or region, and specifying performance requirements for energy using devices. They establish energy efficiency limits that products must meet or exceed before they can be sold. A MEPS generally requires the use of a particular test procedure that specifies how performance is measured.

The EU Ecodesign Directive is the primary means for setting MEPS in the EU. MEPS are usually reviewed, in consultation with the industries concerned, and updated in line with technological advances. Along with energy rating labeling, MEPS should ideally give the industry the motivation to constantly improve the energy efficiency of products on the market.

# ENERGY EFFICIENCY STANDARDS

To harmonize efficiency classifications for motors manufactured and sold in the global market, the International Electrotechnical Commission (IEC) introduced Standard IEC 60034-30:2008, which was updated in 2014 and is now referred to as IEC 60034-30-1:2014, "Rotating electrical machines – Part 30-1: Efficiency classes of line operated AC motors."

In addition to defining efficiency classes for electric motors, the IEC has also developed a standard that specifies how to determine motor efficiencies and losses based on established testing methods. This standard, **IEC 60034-2-1:2024**, ensures an international common base for electric motor designing and classification, as well as for national legislative activities and provides the basis for defining the efficiency classes in IEC 60034-30-1.

Both standards were developed in conjunction with the National Electrical Manufacturers Association (NEMA), the Japan Electrical Manufacturers Association (JEMA), and the European Committee of Manufacturers of Electrical Machines and Power Electronics (CEMEP).

In 2017, the IEC published a new standard dealing with the energy efficiency of AC drives and drive-motor systems: IEC 61800-9 "Ecodesign for power drive systems, motor starters, power electronics and their driven applications". The standard IEC 61800-9 is harmonized in Europe as EN 61800-9 and replaces the earlier standard EN 50598 (-1 and -2).

The **European Regulation 2019/1781**, fully implemented since July 2023, defines for the first time legally binding energy efficiency standards for frequency inverters.

## HISTORY OF ENERGY EFFICIENCY STANDARDS

**IEC 60034-2-1: 2007:** harmonizes the procedures for the measurement of efficiencies.

**IEC 60034-30: 2008:** specifies efficiency classes and forms the basis for the various national efficiency requirements.

**IEC 60034-2-1: 2014:** is intended to establish methods of determining efficiencies from tests, and to specify methods of obtaining specific losses.

**IEC 60034-30-1: 2014:** takes a step further in widening the scope of motors subject to efficiency classes and introduces the IE4 class. VSD-driven motors are out of the scope of this standard and will be dealt with in a standard of its own.

**IEC TS 60034-30-2: 2016:** Rotating electrical machines - Part 30-2: Efficiency classes of variable speed AC motors (IE-code)

**IEC 60034-2-3 : 2020:** Rotating electrical machines - Part 2-3: Specific test methods for determining losses and efficiency of converter-fed AC motors.

**IEC 60034-2-1: 2024:** Updates the standard methods for determining losses and efficiency from tests, introducing refined procedures to ensure higher measurement accuracy.

The IE classes are shown in the following table:

Class type	Class number
Standard efficiency	IE1
High efficiency	IE2
Premium efficiency	IE3
Super premium efficiency	IE4

**IEC 61800-9:2017** introduced the extended product approach, which allows us to determine the efficiency of drive + motor + driven equipment (i.e. a pump) under defined load-time profile.

The regulation defines efficiency classes for AC drives and motor-drive systems (Power Drive Systems in the standard). For AC drives, the standard defines three classes: IE0, IE1 and IE2.

For motor-drive systems, there are again three classes: IES0, IES1 and IES2. The 'S' after 'IE' stands for 'system'.

**European Regulation 2019/1781:** New regulations for the European market for induction motors and electronic motors controls such as frequency inverters.



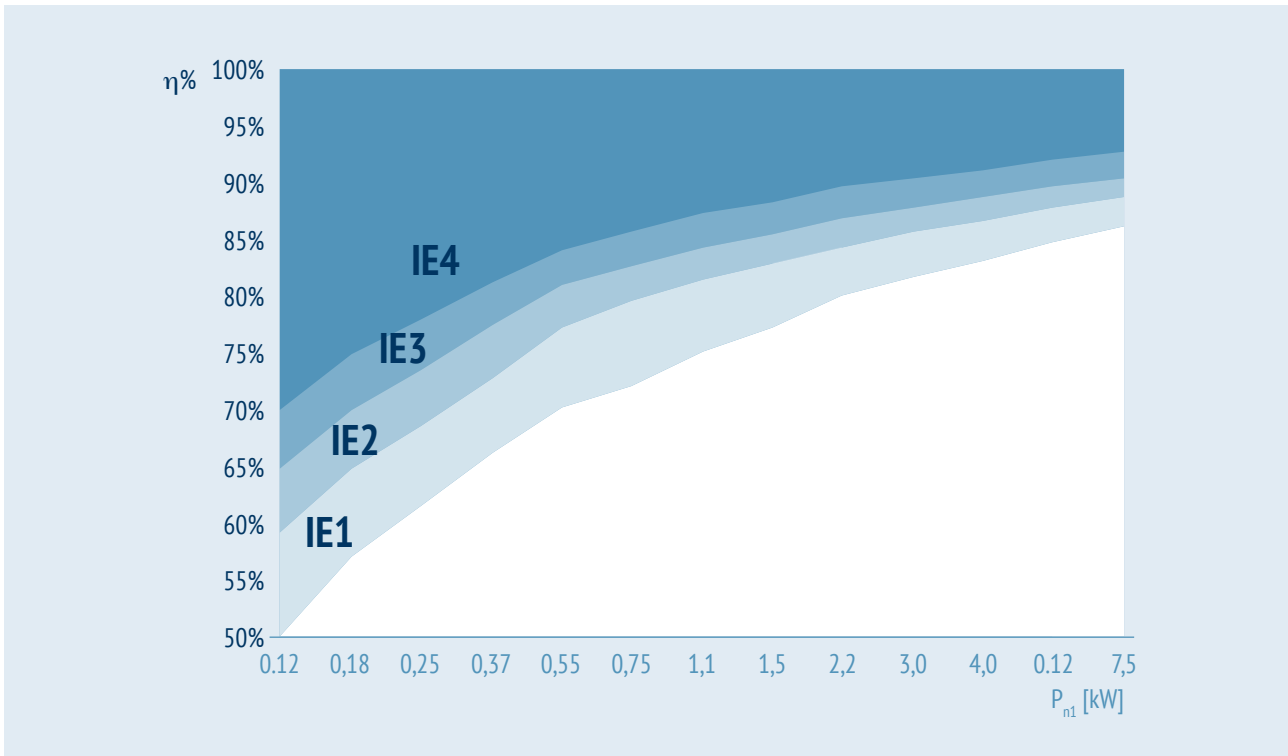
## THE STEP FORWARD - IE4 AND IE5

Motors belonging to efficiency class IE4 achieve an even further improvement of efficiency.

At present, Bonfiglioli is already on track with its synchronous motors for inverter operation and is continuously improving and enhancing the performance of its asynchronous three phase induction motors.

IE5 is to be incorporated in the next edition of IEC 60034-30-1, with the goal to obtain an energy loss reduction of 20% compared to IE4.

### IE efficiency classes for 4-pole motors at 50 Hz



Electrical motor efficiency is the ratio between the mechanical output power and the electrical input power:

$$\eta = P_{n1} \cdot 1000 / (\sqrt{3} \cdot V_n \cdot I_n \cdot \cos\varphi)$$

Parameters:

$V_n$  = Rated voltage [V]

$P_{n1}$  = Motor output power [kW]

$I_n$  = Rated current [A]

$\cos\varphi$  = Power factor

A well dimensioned electric motor which operates in its high efficiency region should be chosen in order to obtain a highly efficient system.

## ENERGY EFFICIENCY SCHEMES

Though the IEC efficiency standards are internationally relevant, differences in implementation still exist. Notice that IE1, "standard efficiency", has become substandard in basically all the regions mentioned, with the exception of some LATAM countries.

Since July 2023, EU regulations mandate IE4 efficiency for all 2, 4, and 6 pole motors between 75kW and 200kW. This is now the established market standard.

# ENERGY EFFICIENCY STANDARDS

## THE EXTENSION OF THE INTERNATIONAL REGULATION TO VARIABLE FREQUENCY DRIVES AND POWER DRIVE SYSTEMS (PDS)

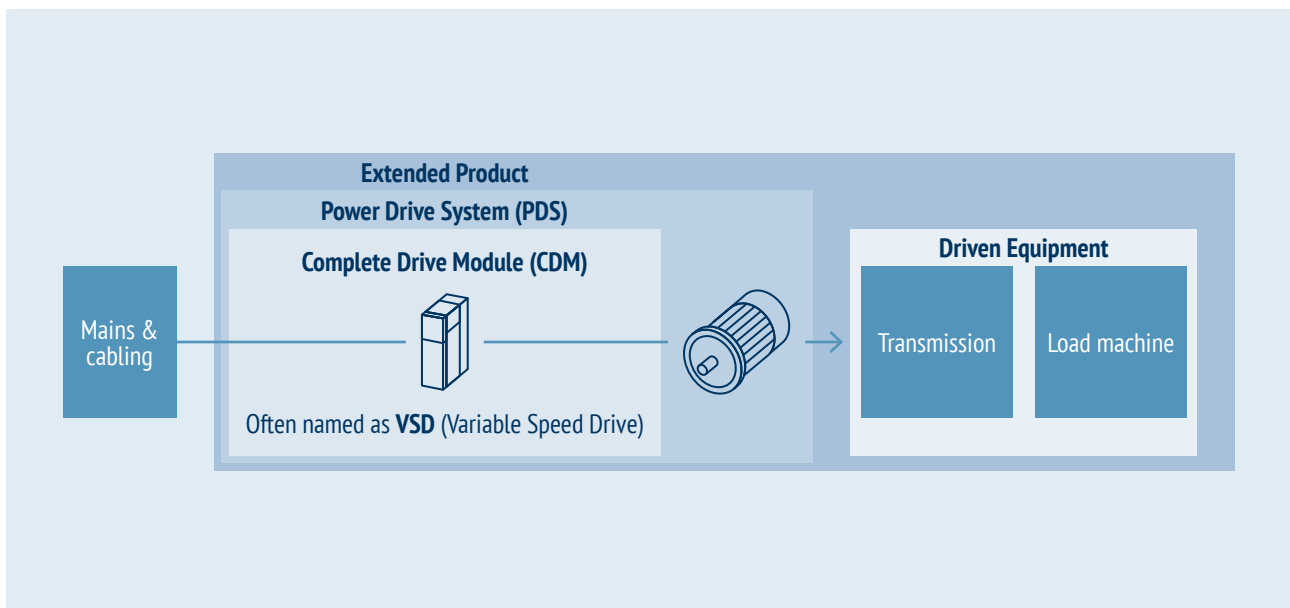
The IEC 61800-9 standard published in 2017 broadened the focus on the efficiency to variable speed drives worldwide, introducing two main elements:

- Extended product approach
- Classification of drives and Power Drive Systems

### EXTENDED PRODUCT APPROACH

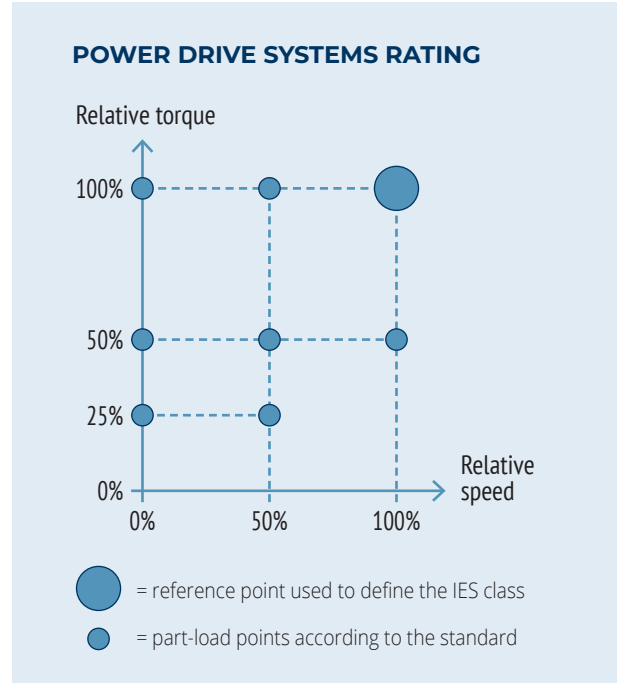
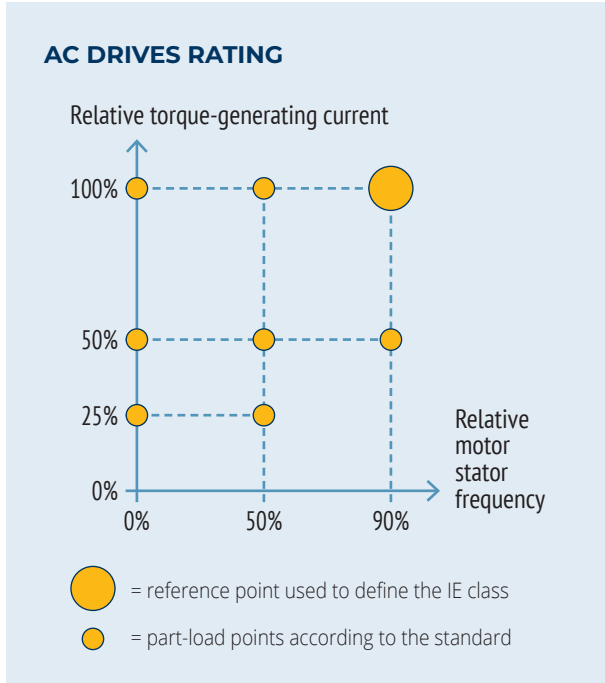
The extended product approach introduced a broader scope for energy efficiency optimization by **combining the efficiency** (or losses – just another way of expressing it) **of the motor with the efficiency of the driven equipment**.

The optimization of the entire system, in fact, has proved to have a much greater influence on the overall energy efficiency than the rated efficiency value of the individual components.



Through this approach it is possible to **rate the efficiency of a complete system**, under defined load-time profile. It allows to compare systems and to perform optimization at system level, by selecting the most efficient drive – motor – driven equipment combination.

## CLASSIFICATION OF AC DRIVES AND POWER DRIVE SYSTEMS



The IEC standard 61800-9-2 specifies the **procedure for determining the losses in 8 application-relevant operating points**, in the power range from 0.12 kW to 1,000 kW, **of both AC drives and for the combination of AC drives together with a motor**, defined as **Power Drive Systems (PDS)** in the regulation.

<b>IE0</b>	+25% losses
<b>IE1</b>	IE1 = reference
<b>IE2</b>	-25% losses ← All Bonfiglioli's frequency inverters

### AC DRIVES EFFICIENCY CLASSES

For **AC drives**, the standard defines three classes: IE0, IE1 and IE2. A reference value is defined for each power size. The reference value corresponds to IE1. If the drive has 25% more losses than the reference value, it will be categorized as IE0. If it has at least 25% less losses than the reference, it will become IE2.

<b>IES0</b>	+20% losses
<b>IES1</b>	IES1 = reference
<b>IES2</b>	-20% losses

### POWER DRIVE SYSTEMS EFFICIENCY CLASSES

The IEC EN 61800-9-2 standard also defines the efficiency classes **IES0 to IES2** for AC drives together with a motor. Losses of the reference power drive system, corresponding to IES1 class, are defined for the 8 specific operating points. If the PDS has 20% more losses than the reference value, it will be categorized as IES0. If it has at least 20% less losses than the reference, it will become IES2.

# FIND THE PRODUCT COMBINATION FOR YOUR ENERGY EFFICIENCY OPTIMIZED SYSTEM














Great potential for energy savings comes from an **efficient overall power drive system**. In Bonfiglioli we recognize this potential, which can only be achieved with a comprehensive approach, supporting you in **developing an energy-optimized drive system based on our great set of product's combinations** to match your application requirements around the world.

## Your benefits

- Energy consumption optimization and connected cost saving
- **Optimized solutions** thanks to Bonfiglioli's comprehensive approach based on providing ideal combinations of components covering the entire motion drive train
- **Qualified expertise** to identify and assess your savings potential, whether through new solutions or retrofitting.

## MOTORS AND GEARED MOTORS

We offer a wide range of Asynchronous and Synchronous motors for all efficiency levels and compliant with all the different international standards<sup>1</sup>.

	IEC adapter	Compact adapter	Servo adapter
IE5			 BMD
IE4	 BSR...E  BY		
IE3	 BXN  BX  BSR...O	 MX  MXN	
IE2	 BE	 ME	
IE1	 BN	 M  MNN	



Asynchronous Technology



Reluctance Technology



Permanent Magnets

<sup>1</sup>) For the European countries, new binding requirements defined as MEPS (Minimum Efficiency Performance Standard), have been introduced according to the European Ecodesign Regulation 2019/1781 starting from 1<sup>st</sup> July 2021.

## FREQUENCY INVERTERS

Not only the individual motor, but also **an energy-optimized control by a frequency inverter (CDM: Complete Drive Module)** offers great energy-saving potential.

Our frequency inverters and servo drives portfolio fulfils the **highest IE2 efficiency class** in compliance with the international **EN 61800-9-2** regulation and with the binding requirements established by the Ecodesign Regulation **2019/1781** for Europe, valid from July 2021.

Our drives give a major contribution to **energy consumption optimization and saving** to the entire plant. Several **incorporated functions** are available through parameter setup allowing to **reduce the electrical energy** needed to power motors, such as standby mode and automatic flux reduction.

**Complete your solution**



**Frequency Inverters and Servo drives**

## POWER DRIVE SYSTEM

The international standard IEC61800-9 deals also with the energy efficiency of **Power Drive Systems (PDS)**, defining the related IES classes: IES0, IES1 and the highest IES2. The standard IEC 61800-9 is harmonized in Europe as EN 61800-9.

In order to ensure a consistent implementation of all the energy-saving factors, Bonfiglioli offers a **comprehensive approach** supporting you in the selection and combination of all the energy-efficient components for the development of the **optimized solution for your application**.

### Some IES2 Power Drive Systems examples from our offering:

- BSR SynRM motor + AxiaVert (AXV) package
- BSR SynRM motor + DGM Modular decentralized inverter (DGM-MPM) package



**IES2**

**47%  
AVERAGE  
REDUCTION  
OF LOSSES  
VS IES1**

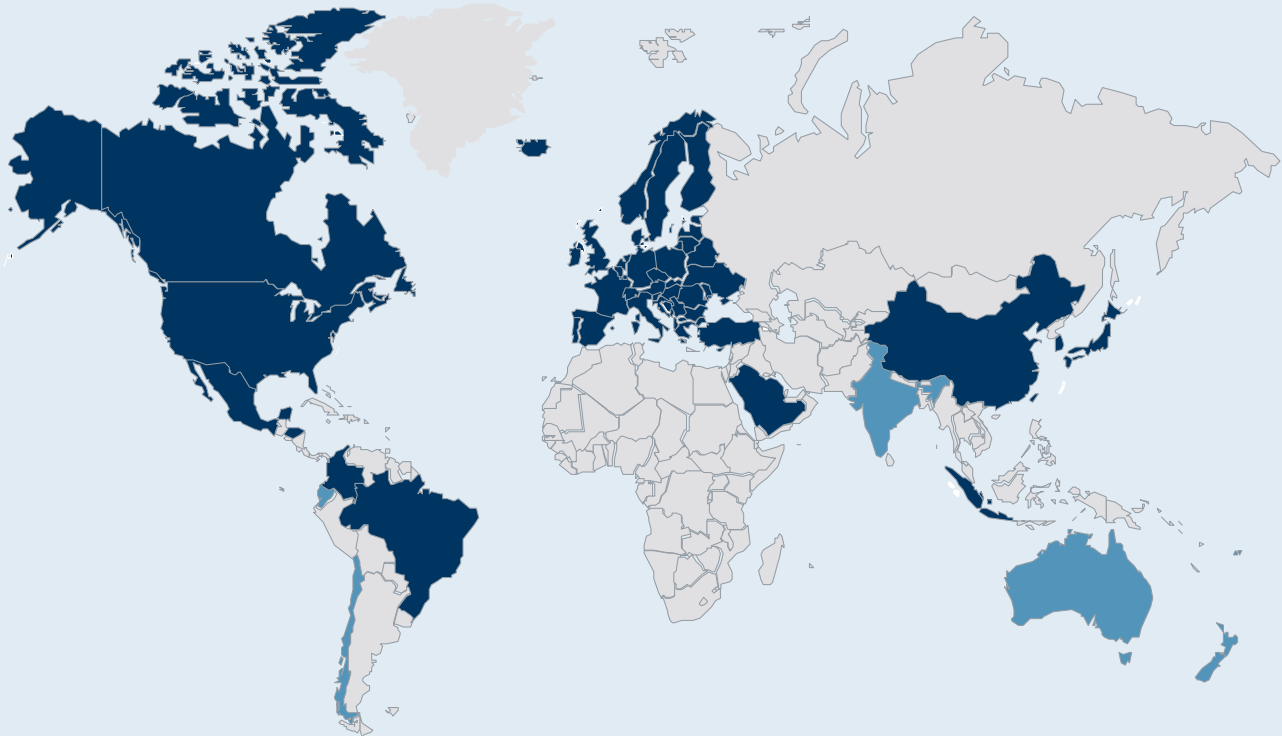
Contact us to discover many more opportunities for your high-efficiency solution.

# INTERNATIONAL EFFICIENCY REGULATIONS

## GLOBAL EFFICIENCY CLASSES

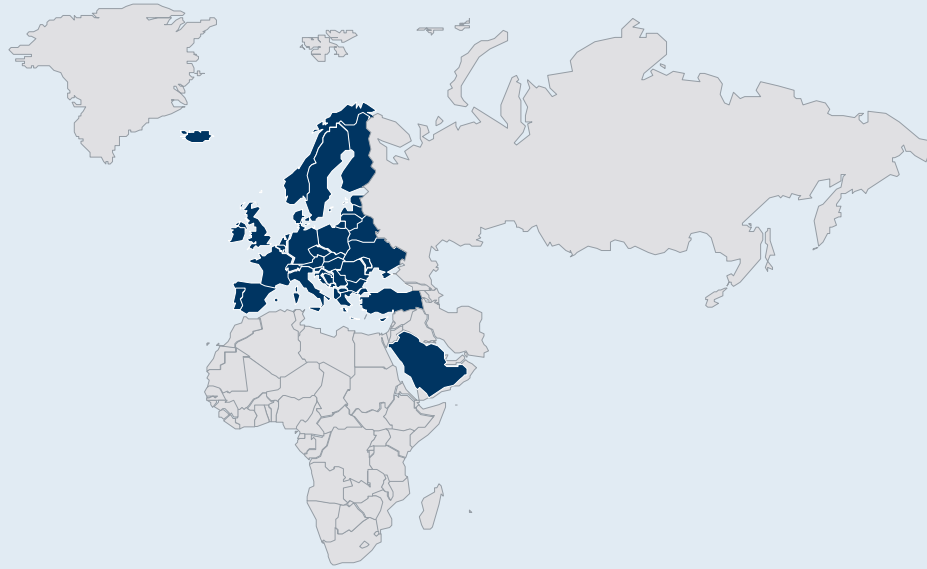
Europe	IEC 60034-30-1	IE1	IE2	IE3	IE4	IE5
USA - Canada - Mexico	NEMA MG-1	Standard	High	Premium	Super Premium	
China	GB 18613		Grade 4	Grade 3	Grade 2	Grade 1
Brazil	NBR 17094-1		IR2	IR3		
Australia	AS/NZS 1359,5	IE1	IE2	IE3		
India	IS 12615	IE1	IE2	IE3	IE4	
Saudi Arabia	SASO 2893	IE1	IE2	IE3	IE4	
South Korea	KS C IEC 60034	IE1	IE2	IE3	IE4	
Japan	JIS C 4034-30	IE1	IE2	IE3	IE4	

## GLOBAL MINIMUM EFFICIENCY MAP



# MAIN EXCEPTIONS | EMEA

## ASYNCHRONOUS 3-PHASE INDUCTION MOTORS



Specific context	Country			
	EU	Switzerland	Turkey	Saudi Arabia
Non-continuous duty	•	•	•	•
Designed for inverter (VSD) operation				•
Brake motors				
Two speed/Multi-speed/Switchable pole	•	•	•	•
8 pole motor				
Gearmotor				
High-slip/Torque				•
Supplied exclusively for exported equipment				
At altitudes exceeding 4000 meters	•	•	•	•
At altitudes exceeding 1000 meters				
Ambient < -30°C	•	•	•	
Ambient < -20°C				•
Ambient < -15°C				
Ambient > +40°C				
Ambient > +60°C	•	•	•	•
Thermal class H or above				
TENV Totally Enclosed Non-Ventilated	•	•	•	



• This symbol represents an exception to the actual energy regulation. If the e-motor matches with at least one of this characteristics is considered exempted.

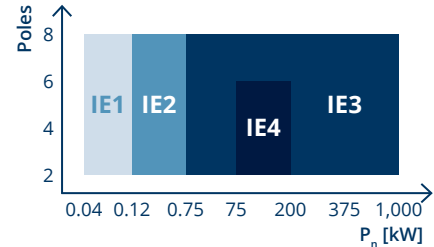
Bonfiglioli takes no responsibility for the information herein is up to date and complete.



# EUROPEAN REGULATION

## MINIMUM ENERGY PERFORMANCE STANDARD

Regulation		Regulation EU 1781/2019		
Standard	IEC 60034-30-1			
Required documentation	Self declaration			
Marking	 			
Scope	Single speed, squirrel cage induction motors			
Voltage (V)	up to 1000 V			
Power supply system	Three-phase			
Minimum energy performance	IE3	IE2	IE4	IE2
Minimum energy performance when is able to operate with inverter frequency	IE3	IE2	IE4	IE2
Output (kW)	0,75 up to 1000 kW	0,12 up to <0,75 kW	75 up to 200 kW	0,12 up to 1000 kW
Number of poles	2, 4, 6, 8		2, 4, 6	2, 4, 6, 8
Specific area classification	Safe and hazardous area (Ex ec, Ex tc, Ex tb, Ex db, Ex dc, Ex db eb)		Safety area	Hazardous area (Ex eb)
Frequency (Hz)	rated for 50/60Hz or 50Hz or 60Hz			
Service Duty	S1, S3 ≥ 80% or S6 ≥ 80%			
Degree of protection	IP 00 up to IP 66			
Altitude	Up to 4000 m			
Ambient temperature	-30 up to 60 °C			
Cooling method	TEFC, TEBC, ODP, TEAO			



### BONFIGLIOLI OFFER

#### Continuous duty

Bonfiglioli available product series		
Efficiency level	IEC	Compact
IE1	BN	M, MNN
IE2	BE	ME
IE3	BX, BXN	MX, MXN
IE4	BY	-





#### Intermittent duty

Bonfiglioli available product series		
Efficiency level	IEC	Compact
-	BN	M, MNN
-	BXN	MXN







For additional details please refer to the specific catalogue

## NAMEPLATE EXAMPLES

### Legacy motor | BX 90S

			
3~Mot BX 90S 4 FD Cod. xxxxxxxx			
No xxxxxxx - xxxxxxx		S 1 IM B5 16 kg	
kW 1,1		CL F IP 55 Amb 40 °C	
Hz	V ± 10%	A	min <sup>-1</sup> cos φ
50	230/400 Δ/Y	4.2/2.44	1425 0.77
60	265/460 Δ/Y	3.7/2.15	1740 0.74
50Hz IE3 - 84.1(100%) - 84.1(75%) - 82.0(50%)			
60Hz IE3 - 86.5(100%) - 85.9(75%) - 83.0(50%)			
D3			
H1 1~230V ± 10% 25W			
VB~230V ± 10%		MB=26Nm	NB
Made in xxxxx			

### EV0X motor | BXN 90S

		
3~Mot BXN 90S 4 FD TEFC IMB5 IP55 21,6 kg		
Cod. xxxxxxxxxx		No xxxxxxx - xxxxxxx
kW 1.1 HP 1.5		Amb 40 °C CL F S 1
Hz	V	A min <sup>-1</sup> cos φ
50	115/200 ΔΔ/Y	8.3 / 4.8 1448 0.78
50	230/400 Δ/Y	4.1 / 2.38 1448 0.78
60	132/230 ΔΔ/Y	7.3 / 4.2 1754 0.75
60	265/460 Δ/Y	3.6 / 2.10 1754 0.75
50Hz IE3 -84.1(100%) -85.9(75%) -83.5(50%) kVA Code J		
60Hz IE3 -86.5(100%) -86.6(75%) -83.5(50%) kVA Code L		
D3 H1 1~230V ± 10% 25W		
VB=230V MB=13Nm NB SA		
		
Bonfiglioli Riduttori S.p.A. IEC EN 60034 Made in xxxxx		

\* The new European regulations, effective from July 1st, 2021, do not apply to 3-phase induction motors:  
 1) with an explicit end destination Outside the European Community where the IE1 or IE2 energy efficiency is allowed.  
 2) with an explicit end destination as exact replacement of a motor that has been placed on the Market before 1<sup>st</sup> July 2021. These motors can be marketed until 30<sup>th</sup> June 2029



# MAIN EXCEPTIONS | APAC

## ASYNCHRONOUS 3-PHASE INDUCTION MOTORS



Specific context	Country						
	India	China	Au/NZ	South Korea	Singapore	Japan	Taiwan
Non-continuous duty	● <sup>6</sup>	●	● <sup>1</sup>	●	● <sup>7</sup>	●	●
Designed for inverter (VSD) operation		● <sup>9</sup>		● <sup>4</sup>		● <sup>3</sup>	●
Brake motors	● <sup>5</sup>				●		
Two speed/Multi-speed/Switchable pole	●		●	●	●	●	●
8 pole motor					●	●	●
Gearmotor			● <sup>8</sup>				
High-slip/Torque			●		●	● <sup>2</sup>	
Supplied exclusively for exported equipment			●		●		
At altitudes exceeding 4000 meters	●		●				
At altitudes exceeding 1000 meters		●			●	●	
Ambient < -30°C					●		
Ambient < -20°C	●	●	●			●	
Ambient < -15°C				●			●
Ambient > +40°C		●		●		●	●
Ambient > +60°C	●		●		●		
Thermal class H or above						●	
TENV Totally Enclosed Non-Ventilated	●	●					

1 Motors rated for duty cycle S2 as stated on Regulation CEI EN 60034- 1 / IEC 34-1

2 0.75 to < 110 kW: ≥ 5%; >110 kW: ≥ 3%

3 Only applies to motors using a forced-cooling fan

4 Not inverter (VSD) motors used in pump, fan or blower applications

5 The motor is integrated with the gear unit so that if it's not possible to test the motor independently, then it is not covered

6 Motors rated for duty cycles S2 and above with an equivalent S1 duty are also covered. These motors must also be marked with the equivalent S1 duty output and its corresponding IE class.

7 Motors rated for duty cycles S6 and S9 must also be marked IE3

8 All gearmotors without motor flange are exempt. All motors for which the gear unit housing constitutes the A-side end shield. (The motor and gear unit form a unit. It means that they cannot be separated without the motor losing its functionality.

9 All induction motors designed "only" for frequency inverter operation are exempt. The nameplate only lists the torque and not the power rating. According to regulation GB 30253 valid from July 1<sup>st</sup> 2020, PM motors require an IE3 class for the power range 0,55 – 90 kW and for speed from 500 to 3000 rpm.

● This symbol represents an exception to the actual energy regulation. If the e-motor matches with at least one of this characteristics is considered out of the regulation.


We take no responsibility for the information herein is up to date and complete.

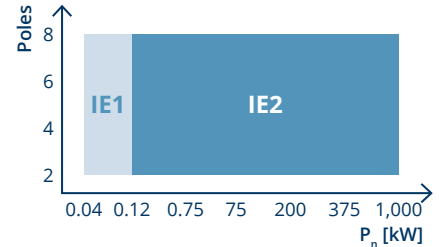
Countries that are not yet following the official MEPS, may face strong variations in a short time.



# INDIA REGULATION

## MINIMUM ENERGY PERFORMANCE STANDARD

Regulation	The Gazette of India S.O.178
Standard	IS 12615:2018
Required documentation	Certificate
Marking	The motor must be identified with the logo 
Scope	Single speed, squirrel cage induction motors
Voltage (V)	up to 1000 V
Power supply system	Three-phase
Minimum energy performance	IE2
Minimum energy performance when is able to operate with inverter frequency	IE2
Output (kW)	0,12 up to 1000 kW
Number of poles	2, 4, 6, 8
Specific area classification	Safety area Ex motors are excluded from the IS 12615:2018 standard but PESO certification is needed
Frequency (Hz)	rated for 50/60Hz or 50Hz
Service Duty	S1 or S3≥80%
Degree of protection	IP 23 up to IP 66
Altitude	Up to 4000 m
Ambient temperature	-20 up to 60 °C
Cooling method	TEFC, TEBC, TEPV, TEO



### BONFIGLIOLI OFFER

#### Continuous duty

Bonfiglioli available product series		
Efficiency level	IEC	Compact
IE2	BE	ME
IE3	BX, BXN	MX, MXN








#### Intermittent duty

Bonfiglioli available product series		
Efficiency level	IEC	Compact
-	BXN	MXN










For additional details please refer to the specific catalogue

## NAMEPLATE EXAMPLES

### Legacy motor | BX 90S BIS



				
3~Mot BX 90S 4 FD		CL F IEC EN 60034 IE3		CML-410054971
No xxxxxxx - xxxxxxx		Cod. xxxxxxxxx		
S1 kW 1,1	IP 55 IM B5		16 kg	
Hz	V ± 10%	A	min <sup>-1</sup>	cos φ
50	230/400 Δ/Y	4.2/2.44	1425	0.77
60	265/460 Δ/Y	3.7/2.15	1740	0.74
50Hz IE3 - 84.1(100%) - 84.1(75%) - 82.0(50%)				
60Hz IE3 - 86.5(100%) - 85.9(75%) - 83.0(50%)				
Amb 40 °C				
D3				
H1 1~230V ± 10% 25W				
VB~230V ± 10% MB=26Nm NB		Made in xxxxx		

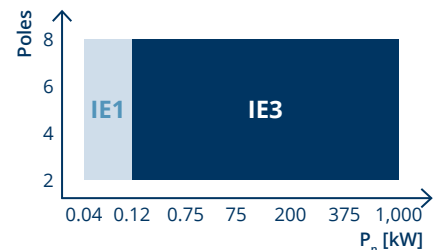
### EVOX motor | BXN 90S WD1 BIS S3-40%

					
3~Mot BXN 90S 4 FD		TEFC IMB5 IP55		21,6 kg	
Cod. xxxxxxxxx		No xxxxxxx - xxxxxxx			
kW 1.3	HP 1.7	Amb 40 °C	CL F	S3-40%	
Hz	V	A	min <sup>-1</sup>	cos φ	
50	115/200 ΔΔ/YY	9.1 / 5.3	1439	0.81	
50	230/400 Δ/Y	4.6 / 2.64	1439	0.81	
60	132/230 ΔΔ/YY	8.0 / 4.6	1746	0.79	
60	265/460 Δ/Y	4.0 / 2.3	1746	0.79	
50Hz S1 1.1kW 84.1% IE3 1448rpm 400V (Y) 2.4A					
60Hz kVA Code K					
D3 H1 1~230V ± 10% 25W					
VB=230V MB=13Nm NB SA					
					
Bonfiglioli Riduttori S.p.A.		IEC EN 60034		Made in xxxxx	

# CHINA REGULATION

## MINIMUM ENERGY PERFORMANCE STANDARD

Regulation		CEL 007:2021
Standard	GB 18613-2020	
Required documentation	Register by model (CEL) + CCC Certification (where applicable)	
Marking	Energy efficiency level label only for motors from 0,75 to 375kW 	
	CCC mark for small power motors* 	
Other requirements	Nameplate shall record: Name of manufacturer in Chinese, Marking GB18613-2020 and its efficiency value, Term "Three-phase induction motor"	
Scope	Single speed, squirrel cage induction motors	
Voltage (V)	up to 1000 V	
Power supply system	Three-phase	
Minimum energy performance	GB3 (IE3)	
Minimum energy performance when is able to operate with inverter frequency	GB3 (IE3)	
Output (kW)	0,12 up to 1000 kW	
Number of poles	2, 4, 6, 8	
Specific area classification	Safe and hazardous area	
Frequency (Hz)	rated for 50/60Hz or 50Hz	
Service Duty	S1 or S3≥80%	
Degree of protection	IP 44 up to IP 66	
Altitude	Up to 1000 m	
Ambient temperature	-20 up to 40 °C	
Cooling method	TEFC	



### BONFIGLIOLI OFFER

#### Continuous duty

Bonfiglioli available product series		
Efficiency level	IEC	Compact
IE1	BN	-
IE3	BX, BXN	MX, MXN






#### Intermittent duty

Bonfiglioli available product series		
Efficiency level	IEC	Compact
-	BN	M, MNN
-	BXN	MXN










\* 2 Poles ≤ 2,20 kW | 4 Poles ≤ 1,10 kW | 6 Poles ≤ 0,75 kW | 8 Poles ≤ 0,55 kW.  
For additional details please refer to the specific catalogue

## NAMEPLATE EXAMPLES

### Legacy motor | BX 90S CCC

			
三湘异步电动机 BX 90S 4 - FD Cod. xxxxxxxxxx			
No xxxxxxxx - xxxxxxxx	S 1	IM B5	16 kg
kW 1,5	CL F IP 55	Amb 40 °C	
Hz 50	V ± 10%	A	r/min 1425
	230/400 Δ/Y	4.2/2.44	cos φ 0.77
50Hz - 360-440VY - IE3 84.1(100%) - 84.1(75%) - 82.0(50%)			
D3 H1 1~230V ± 10% 25W			
VB~230V ± 10% MB=26Nm SB			越南制造

### EVOX motor | BXN 90S CN

			
3~Mot BXN 90S 4 FD TEFC IMB5 IP55 21,6 kg			
Cod. xxxxxxxxxx No xxxxxxxx - xxxxxxxx			
kW 1.1	HP 1.5	Amb 40 °C	CL F S1
Hz 50	V 115/200 ΔΔ/Y	A 8.3 / 4.8	r/min 1448
	230/400 Δ/Y	4.1 / 2.38	cos φ 0.78
60	132/230 ΔΔ/Y	7.3 / 4.2	1754 0.75
60	265/460 Δ/Y	3.6 / 2.10	1754 0.75
50Hz IE3 -84.1(100%) -85.9(75%) -83.5(50%) kVA Code J			
60Hz IE3 -86.5(100%) -86.6(75%) -83.5(50%) kVA Code L			
D3 H1 1~230V ± 10% 25W			
VB=230V MB=13Nm NB SA			越南制造
			
Bonfiglioli Riduttori S.p.A. IEC EN 60034 Made in xxxxx			

### LABELLING

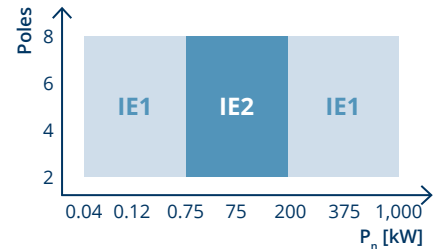


# AUSTRALIA | NEW ZEALAND REGULATION

## MINIMUM ENERGY PERFORMANCE STANDARD



Regulation	GEMS Act of 2019
Standard	IEC 60034-30-1
Required documentation	Register by model
Marking	-
Scope	Single speed, squirrel cage induction motors
Voltage (V)	up to 1100 V
Power supply system	Three-phase
Minimum energy performance	IE2
Minimum energy performance when is able to operate with inverter frequency	IE2
Output (kW)	0,73 up to 185 kW
Number of poles	2, 4, 6, 8
Specific area classification	Safe and hazardous area
Frequency (Hz)	rated for 50/60Hz or 50Hz or 60Hz
Service Duty	All except S2
Degree of protection	IP 00 up to IP 66
Altitude	All
Ambient temperature	All
Cooling method	TEFC, ODP, TEAO



### BONFIGLIOLI OFFER

#### Continuous duty

Bonfiglioli available product series		
Efficiency level	IEC	Compact
IE1	BN	M, MNN
IE2	BE	ME
IE3	BX, BXN	MX, MXN

#### Intermittent duty

Bonfiglioli available product series		
Efficiency level	IEC	Compact
-	BN	M, MNN
-	BXN	MXN

For additional details please refer to the specific catalogue

## NAMEPLATE EXAMPLES

### Legacy motor | BX 90S

3~Mot BX 90S 4 FD		Cod. xxxxxxxx	
No xxxxxxx - xxxxxxx		S 1 IM B5 16 kg	
kW 1,1		CL F IP 55 Amb 40 °C	
Hz	V ± 10%	A	min <sup>-1</sup> cos φ
50 ○	230/400 Δ/Y	4.2/2.44	1425 ○ 0.77
60	265/460 Δ/Y	3.7/2.15	1740 ○ 0.74
50Hz IE3 - 84.1(100%) - 84.1(75%) - 82.0(50%)			
60Hz IE3 - 86.5(100%) - 85.9(75%) - 83.0(50%)			
D3			
H1 1~230V ± 10% 25W			
VB~230V ± 10%		MB=26Nm NB	
Made in xxxxx			

### EVOX motor | BXN 90S

3~Mot BXN 90S 4 FD		TEFC IMB5 IP55 21,6 kg	
Cod. xxxxxxxxxx		No xxxxxxx - xxxxxxx	
kW 1.1 HP 1.5		Amb 40 °C CL F S 1	
Hz	V	A	min <sup>-1</sup> cos φ
50	115/200 ΔΔ/Y	8.3 / 4.8	1448 0.78
50	230/400 Δ/Y	4.1 / 2.38	1448 0.78
60 ○	132/230 ΔΔ/Y	7.3 / 4.2	1754 ○ 0.75
60	265/460 Δ/Y	3.6 / 2.10	1754 0.75
50Hz IE3 -84.1(100%) -85.9(75%) -83.5(50%) kVA Code J			
60Hz IE3 -86.5(100%) -86.6(75%) -83.5(50%) kVA Code L			
D3 H1 1~230V ± 10% 25W			
VB=230V MB=13Nm NB SA			
Bonfiglioli Riduttori S.p.A.		IEC EN 60034 Made in xxxxx	



# MAIN EXCEPTIONS | AME

## ASYNCHRONOUS 3-PHASE INDUCTION MOTORS



Specific context	Country								
	USA	Canada	Mexico	Brazil	Argentina	Chile	Peru	Ecuador	Colombia
Non-continuous duty	•	•	•	•	•	•	•	•	•
Designed for inverter (VSD) operation	•	•	•	•	•	•			•
Brake motors			•			•			
Two speed/Multi-speed/Switchable pole	•	•	•	•	•	•	•	•	•
8 pole motor					•	•	•		
Gearmotor					•				
High-slip/Torque	•	•							
Supplied exclusively for exported equipment									
At altitudes exceeding 4000 meters								•	
At altitudes exceeding 1000 meters	•	•		•					•
Ambient < -30°C									
Ambient < -20°C								•	
Ambient < -15°C	•	•		•					•
Ambient > +40°C	•	•		•					•
Ambient > +60°C								•	
Thermal class H or above									
TENV Totally Enclosed Non-Ventilated			•	•	•				

• This symbol represents an exception to the actual energy regulation. If the e-motor matches with at least one of this characteristics is considered out of the regulation.

We take no responsibility for the information herein is up to date and complete.  
Countries that are not yet following the official MEPS, may face strong variations in a short time.

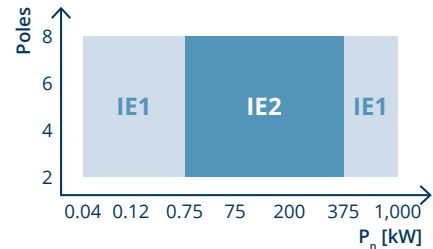


# U.S.A. | CANADA REGULATION



## MINIMUM ENERGY PERFORMANCE STANDARD

Regulation	USA: DOE 10 CFR Part 431 - Subpart B - Electric Motors CANADA: Amendment 13 to Energy Efficiency Regulations - Electric Motors
Standard	IEEE Std 112-2004, CSA C390-10, NEMA MG-1
Required documentation	Certificate
Marking	DOE compliance certification code for Bonfiglioli: CC320B on nameplate
Other requirement	UL mark < 0,75kW  or UL mark + "energy" ≥ 0,75kW
Scope	Single speed, squirrel cage induction motors
Voltage (V)	up to 600 V
Power supply system	Three-phase
Minimum energy performance	NEMA Premium (IE3)
Minimum energy performance when is able to operate with inverter frequency	NEMA Premium (IE3)
Output (kW)	1 up to 500 HP (equal to 0,75 up to 375 kW)
Number of poles	2, 4, 6, 8
Specific area classification	Safe and hazardous area
Frequency (Hz)	rated for 50/60Hz or 60Hz
Service Duty	S1 continuous duty
Degree of protection	All
Altitude	All
Ambient temperature	All
Cooling method	TEFC, ODP, TENV, TEBC



### BONFIGLIOLI OFFER

#### Continuous duty

Bonfiglioli available product series		
Efficiency level	IEC	Compact
IE1	BN	M, MNN
IE2	BE	-
IE3	BX, BXN	MX, MXN

#### Intermittent duty

Bonfiglioli available product series		
Efficiency level	IEC	Compact
-	BN	M, MNN
-	BXN	MXN

This guide excludes DOE 10 CFR Part 431 - Subpart X (Small E-motors ≤ 3HP) which refers only to ODP Motors.

For additional details please refer to the specific catalogue

### NAMEPLATE EXAMPLES

#### Legacy motor | BX 90S

3~Mot BX 90S 4 FD		Cod. xxxxxxxx	
No xxxxxxxx - xxxxxxxx	S 1	IM B5	16 kg
kW 1,1	HP 1,5	CL F IP 55	Amb 40 °C
Hz	V ± 10%	A	min <sup>-1</sup> cos φ
60	265/460 Δ/Y	3,7/2,15	1740
60Hz IE3 - 86,5(100%) - 85,9(75%) - 83,0(50%)			
TEFC - kVA Code K			
D3			
H1 1~230V ± 10% 25W		CC320B	
VB~265V ± 10% MB=26Nm NB		Made in xxxxx	


#### EVOX motor | BXN 90S

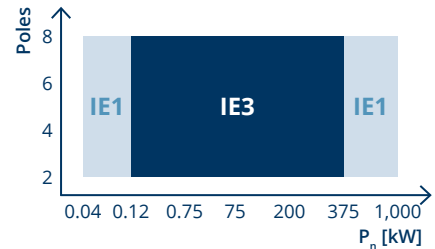
3~Mot BXN 90S 4 FD		TEFC IMB5 IP55 21,6 kg
Cod. xxxxxxxx		No xxxxxxxx - xxxxxxxx
kW 1,1	HP 1,5	Amb 40 °C CL F S 1
Hz	V	A min <sup>-1</sup> cos φ
50	115/200 ΔΔ/YY	8,3 / 4,8 1448 0,78
50	230/400 Δ/Y	4,1 / 2,38 1448 0,78
60	132/230 ΔΔ/YY	7,3 / 4,2 1754 0,75
60	265/460 Δ/Y	3,6 / 2,10 1754 0,75
50Hz IE3 -84,1(100%) -85,9(75%) -83,5(50%) kVA Code J		
60Hz IE3 -86,5(100%) -86,6(75%) -83,5(50%) kVA Code L		
D3 H1 1~230V ± 10% 25W		
VB=230V MB=13Nm NB SA		
Bonfiglioli Riduttori S.p.A.		IEC EN 60034 Made in xxxxx



# BRAZIL REGULATION

## MINIMUM ENERGY PERFORMANCE STANDARD

Regulation	Portaria nº 01/2017
Standard	ABNT NBR 17094-1
Required documentation	Register by model
Marking	Mandatory label (it can be also on the motor nameplate) 
Scope	Single speed, squirrel cage induction motors
Voltage (V)	up to 1000 V
Power supply system	Three-phase
Minimum energy performance	IR3 (IE3)
Minimum energy performance when is able to operate with inverter frequency	IR3 (IE3)
Output (kW)	0.16 up to 500 HP (equal to 0,12 up to 375 kW)
Number of poles	2, 4, 6, 8
Specific area classification	Safe and hazardous area (only Ex ec)
Frequency (Hz)	rated for 50/60Hz or 60Hz
Service Duty	S1, S3 ≥ 80%
Degree of protection	IP 00 up to IP 66
Altitude	All
Ambient temperature	All
Cooling method	TEFC, ODP, TEAO, TEBC



### BONFIGLIOLI OFFER

#### Continuous duty

Bonfiglioli available product series		
Efficiency level	IEC	Compact
IE1	BN	-
IE3	BX, BXN	MX, MXN






#### Intermittent duty

Bonfiglioli available product series		
Efficiency level	IEC	Compact
-	BN	M, MNN
-	BXN	MXN









For additional details please refer to the specific catalogue

## NAMEPLATE EXAMPLES

### Legacy motor | BX 90S NBR

			
3~Mot BX 90S 4 FD Cod. xxxxxxxxxx			
No xxxxxxxx - xxxxxxxx		S 1 IM B5 16 kg	
kW 1,1		CL F IP 55 Amb 40 °C	
Hz	V ± 10%	A	min <sup>-1</sup> cos φ
60	220/380 Δ/Y	4.5/2,61	1740 0.74
60Hz IE3 - 86.5(100%) - 85.9(75%) - 83.0(50%)			
D3 H1 1~230V ± 10% 25W 			
VB~220V ± 10% MB=26Nm NB Made in xxxxx			

### EVOX motor | BXN 90S WD4

			
3~Mot BXN 90S 4 FD TEFC IMB5 IP55 21,6 kg			
Cod. xxxxxxxxxx No xxxxxxxx - xxxxxxxx			
kW 1.1 HP 1.5		Amb 40 °C CL F S1	
Hz	V	A	min <sup>-1</sup> cos φ
50	95/165 ΔΔ/YY	9.9 / 5.7	1448 0.78
50	190/330 Δ/Y	5.0 / 2.87	1448 0.78
60	110/190 ΔΔ/YY	8.7 / 5.0	1754 0.76
60	220/380 Δ/Y	4.4 / 2.53	1754 0.76
50Hz IE3 -84.1(100%) -85.9(75%) -83.5(50%) kVA Code J			
60Hz IE3 -86.5(100%) -86.6(75%) -83.5(50%) kVA Code L			
D3 H1 1~230V ± 10% 25W			
VB=230V MB=13Nm NB SA			
			
Bonfiglioli Riduttori S.p.A. IEC EN 60034 Made in xxxxx			

### LABELLING



# OUR STRIVING FOR THE FUTURE

---

## DESIGN SIMULATION

Bonfiglioli uses the most advanced **virtual simulation techniques** to accelerate the validation process. This reduces time to market and provides customers with optimized, efficient solutions.



## TEST LABORATORIES

In our R&D department we **research, develop, validate and certify** all the products and solutions that are engineered and manufactured in our plants across the world.



## CO-ENGINEERING

At Bonfiglioli **we work closely with our customers to satisfy all their needs** and requirements with a truly tailor-made solution.



# OUR CONSTANT AMBITION

---

QUALITY, HEALTH, SAFETY, ENVIRONMENT & ENERGY

## QUALITY: WE CARE ABOUT OUR CUSTOMERS

Our team is completely dedicated to continuous improvement in the areas of quality, safety, environmental and energy, throughout the entire value chain, from the smallest supplier to the end customer. Bonfiglioli is committed to achieving the highest quality standards, and our products are intended to generate value for our customers while respecting both people and the environment. We design, manufacture and supply effective products and services that set a benchmark for quality in the industry.

Bonfiglioli management systems are certified ISO 9001:2015, ISO 14001:2015, ISO 45001:2023 and ISO 50001:2018, while our products are covered by 7 international certifications. Responsibility, excellence and continuous improvement are the basic elements that make us the favored partner of our clients and suppliers.

## HEALTH & SAFETY: SUSTAINABILITY STARTS WITH SAFETY

Prevention of accidents and incidents is a key element in our company's sustainability strategy and an integral part of every one of our business processes. Successful risk management is essential for protecting our employees and assets, thereby strengthening their contributions.

## ENVIRONMENT & ENERGY: RESPECT THE PRESENT TO BUILD THE FUTURE

At Bonfiglioli, we believe that respect for the present and adopting environmental protection and energy efficiency policies are essential if we are to enjoy a better future.

# OUR GLOBAL PRESENCE

Thanks to an international network of closely interconnected commercial and production sites, we can guarantee the same high standards of Bonfiglioli quality anywhere at any given time. We know that our direct presence in local markets is the key to long-lasting success, so our family includes 17 production sites, 23 commercial sites and more than 550 distributors around the world.

Our organization is always close by, offering complete and efficient solutions and supporting our customers with dedicated services, co-engineering and after-sales assistance.



**17**  
PRODUCTION SITES



**23**  
COMMERCIAL SITES



**80**  
COUNTRIES



**550**  
DISTRIBUTORS



**~5,000**  
PEOPLE

## AUSTRALIA

### Bonfiglioli Transmission (Aust.) Pty Ltd

2, Cox Place Glendenning NSW 2761  
Locked Bag 1000 Plumpton NSW 2761  
Tel. +61 2 8811 8000



## BRAZIL

### Bonfiglioli Redutores do Brasil Ltda

Av. Osvaldo Fregonezi, 171, cjs 31 e 44  
CEP 09851-015 - São Bernardo do Campo  
São Paulo  
Tel. +55 11 4344 2322



## CHINA

### Bonfiglioli Drives (Shanghai) Co. Ltd.

#68, Hui-Lian Road, QingPu District,  
201707 Shanghai  
Tel. +86 21 6700 2000



### Selcom Electronics (Shanghai) Co., Ltd

A7, No.5399, Waiqingsong Road, QingPu  
District,  
201707 Shanghai  
Tel. +86 21 6010 8100



A24, No.5399, Waiqingsong Road, QingPu  
District,  
201707 Shanghai

Tel. +86 21 6010 8100



## FRANCE

### Bonfiglioli Transmission S.A.S.

14 Rue Eugène Pottier  
Zone Industrielle de Moimont II  
95670 Marly la Ville  
Tel. +33 1 34474510



## GERMANY

### Bonfiglioli Deutschland GmbH

Sperberweg 12 - 41468 Neuss  
Tel. +49 0 2131 2988 0



### Bonfiglioli Deutschland GmbH

Europark Fichtenhain B6 - 47807 Krefeld  
Tel. +49 0 2151 8396 0



### O&K Antriebstechnik GmbH

Ruhrallee 8-12 - 45525 Hattingen  
Tel. +49 0 2324 2050 1



## INDIA

### Bonfiglioli Transmission Ltd.

#### Mobility & Wind Industries

AC 7 - 11, SIDCO Industrial Estate,  
Thirumudivakkam  
Kancheepuram - 600132 - Tamil Nadu  
Tel. +91 844 844 8649



#### Industry & Automation Solutions

Survey No. 528/1, Perambakkam High Road  
Mannur Village, Sriperumbudur Taluk  
Kancheepuram - 602 105 - Tamil Nadu  
Tel. +91 844 844 8649



#### Industry & Automation Solutions

Plot No E-5/2, Badhalwadi  
Talegaon MIDC Phase II,  
Pune - 410 507 - Maharashtra  
Tel. +91 844 844 8649



## ITALY

### Bonfiglioli Riduttori S.p.A.

#### Industry & Automation Solutions

Via Cav. Clementino Bonfiglioli, 1  
40012 Calderara di Reno  
Tel. +39 051 6473111



#### Industry & Automation Solutions

Via Sandro Pertini, lotto 7b  
20080 Carpiano  
Tel. +39 02985081



#### Mobility & Wind Industries

Via Enrico Mattei, 12 Z.I. Villa Selva  
47122 Forlì  
Tel. +39 0543 789111



#### Industry & Automation Solutions

Via Unione, 49 - 38068 Rovereto  
Tel. +39 0464 443435/36



### Selcom Group S.p.A.

Via Achille Grandi, 5  
40013 Castel Maggiore (BO)  
Tel. +39 051 6387111



Via Marino Serenari, 18

40013 Castel Maggiore (BO)  
Tel. +39 051 6387111



Via Cadriano, 19

40057 Cadriano (BO)  
Tel. +39 051 6387111



## NEW ZEALAND

### Bonfiglioli Transmission (Aust.) Pty Ltd

88 Hastie Avenue, Mangere Bridge,  
2022 Auckland  
PO Box 11795, Ellerslie  
Tel. +64 09 634 6441



## SINGAPORE

### Bonfiglioli South East Asia Pte Ltd

8 Boon Lay Way, #04-09,  
8@ Tadehub 21, Singapore 609964  
Tel. +65 6268 9869



## SLOVAKIA

### Bonfiglioli Slovakia s.r.o.

Robotnícka 2129  
Považská Bystrica, 01701 Slovakia  
Tel. +421 42 430 75 64



## SOUTH AFRICA

### Bonfiglioli South Africa Pty Ltd.

55 Galaxy Avenue, Linbro Business Park,  
Sandton, Johannesburg  
2090 South Africa  
Tel. +27 11 608 2030



## SPAIN

### Tecnotrans Bonfiglioli S.A

Avinguda del Ferrocarril, nº 14,  
Polígono Industrial Can Estapé  
08755 Castellbisbal - Barcelona  
Tel. +34 93 447 84 00



## TURKEY

### Bonfiglioli Türkiye Jsc

Atatürk Organize Sanayi Bölgesi,  
10007 Sk. No. 30  
Atatürk Organize Sanayi Bölgesi,  
35620 Çiğli - Izmir  
Tel. +90 0 232 328 22 77



## UNITED KINGDOM

### Bonfiglioli UK Ltd.

Unit 1 Calver Quay, Calver Road, Winwick  
Warrington, Cheshire - WA2 8UD  
Tel. +44 1925 852667



## USA

### Bonfiglioli USA Inc.

3541 Hargrave Drive  
Hebron, Kentucky 41048  
Tel. +1 859 334 3333



## VIETNAM

### Bonfiglioli Vietnam Co. Ltd.

Lot C-9D-CN, My Phuoc 3 Industrial Park,  
Thoi Hoa ward, Ben Cat city, Binh Duong  
province, Vietnam  
Tel. +84 274 3577411





We have a relentless commitment to excellence, innovation & sustainability. Our team creates, distributes and services world-class power transmission & drive solutions to keep the world in motion.

#### HEADQUARTERS

##### Bonfiglioli S.p.A

Via Cav. Clementino Bonfiglioli, 1  
40012 Calderara di Reno - Bologna (Italy)  
Tel. +39 051 6473111

